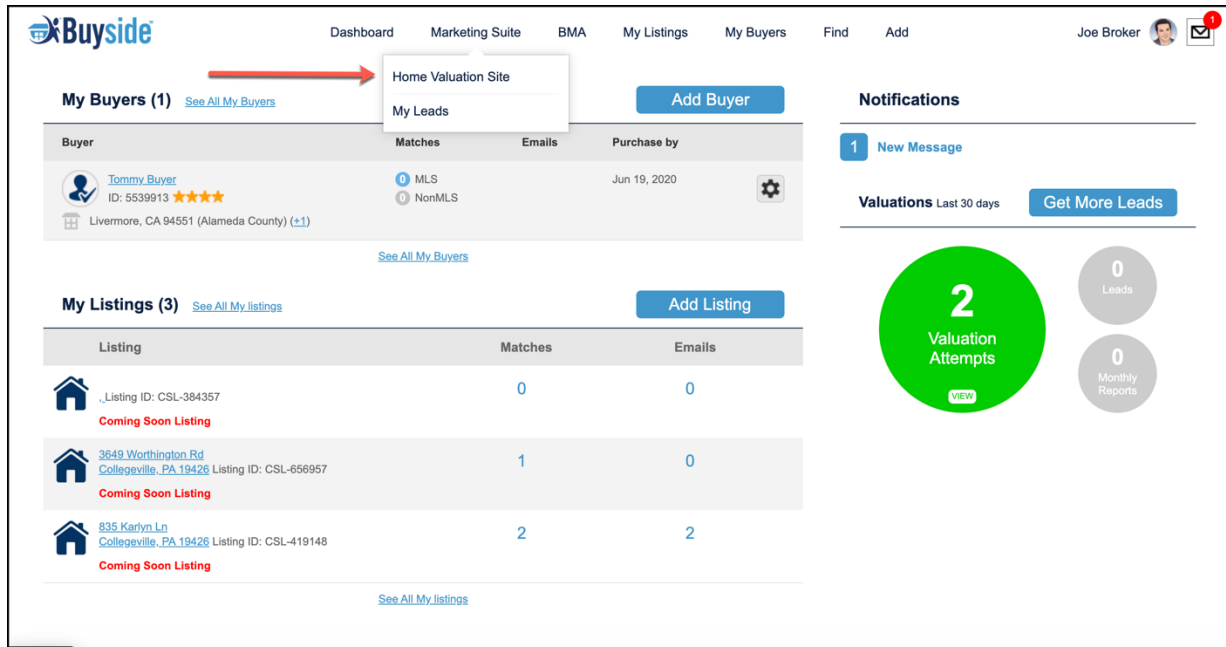



## How to post HVS on social media

Many of us use social media in our business every day! This is a way for you to get new seller leads while you are working on other transactions. Find out how to post your Home Valuation Site with your friends and followers on your social media pages below!




1. From the main navigation bar, hover your mouse over **Marketing Suite**. Next, click on “Home Valuation Site”



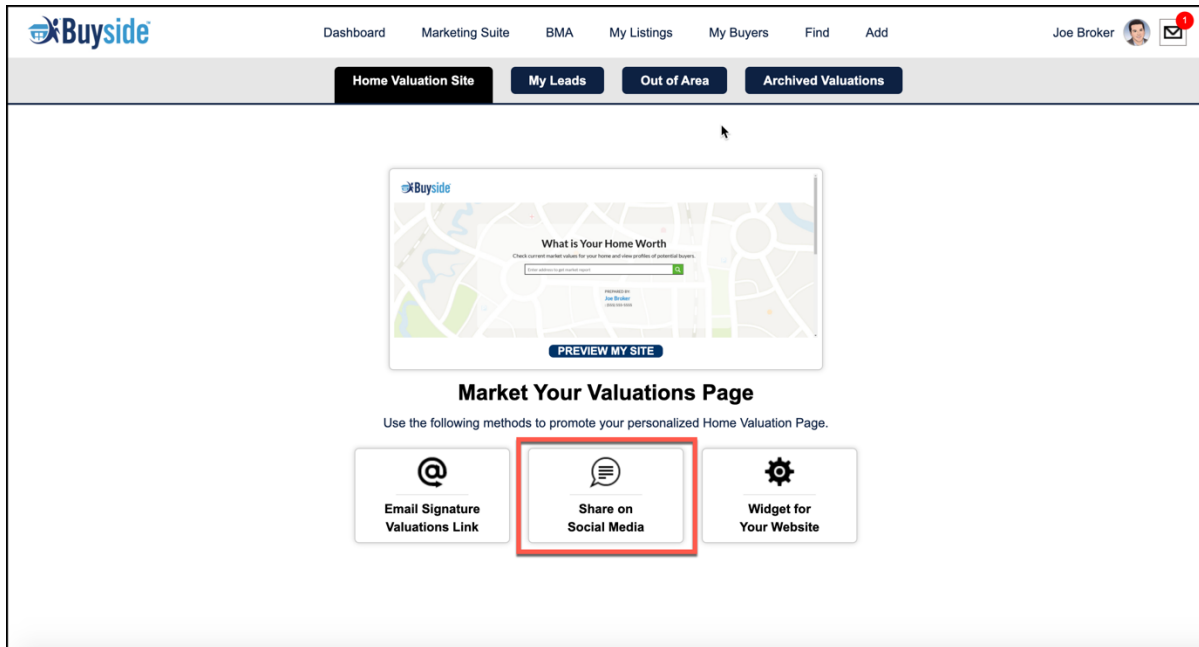
The screenshot shows the Buyside dashboard interface. The navigation bar includes 'Dashboard', 'Marketing Suite', 'BMA', 'My Listings', 'My Buyers', 'Find', and 'Add'. A red arrow points to the 'Marketing Suite' menu, which is open, showing 'Home Valuation Site' and 'My Leads'. The 'My Buyers (1)' section shows a table with columns for Buyer, Matches, Emails, and Purchase by. The 'My Listings (3)' section shows a table with columns for Listing, Matches, and Emails. The 'Notifications' section shows '1 New Message' and 'Valuations Last 30 days' with a 'Get More Leads' button. A large green circle with the number '2' and 'Valuation Attempts' is prominent on the right side.

Buyer	Matches	Emails	Purchase by
 Tommy Buyer ID: 5539913 ★★★★★ Livermore, CA 94551 (Alameda County) (±1)	0 MLS 0 NonMLS		Jun 19, 2020

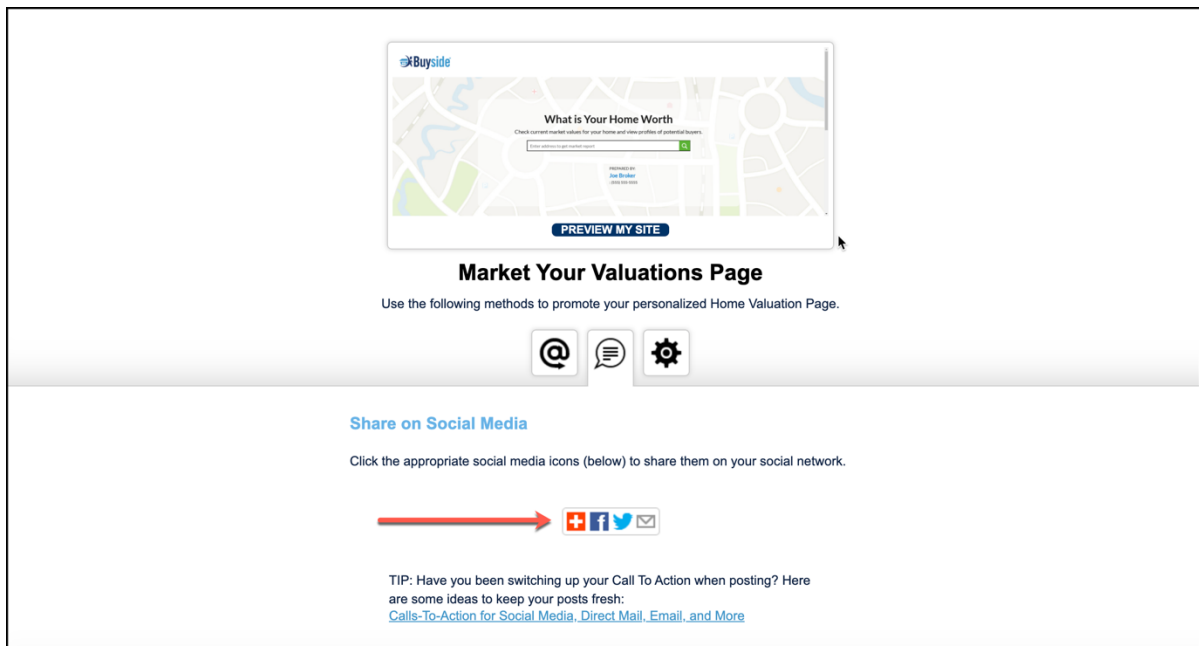
  

Listing	Matches	Emails
 Listing ID: CSL-384357 Coming Soon Listing	0	0
 3649 Worthington Rd Collegeville, PA 19426 Listing ID: CSL-656957 Coming Soon Listing	1	0
 835 Karlyn Ln Collegeville, PA 19426 Listing ID: CSL-419148 Coming Soon Listing	2	2

2. You will see three different options below your site preview. Select “Share on Social Media”



3. Finally, you can choose the site you would like to share on (Facebook, Twitter and LinkedIn are the most popular).



**NOTE:** When sharing, it is important to have a CALL TO ACTION! Give your followers a compelling reason to check out the site vs. just sharing the link!