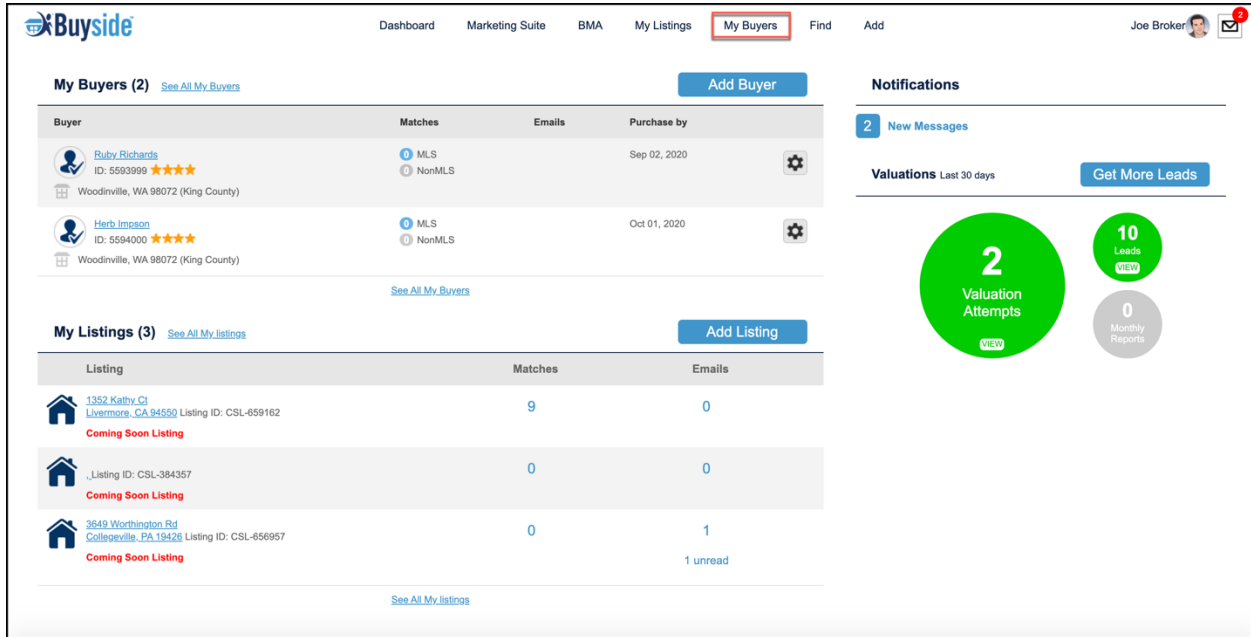
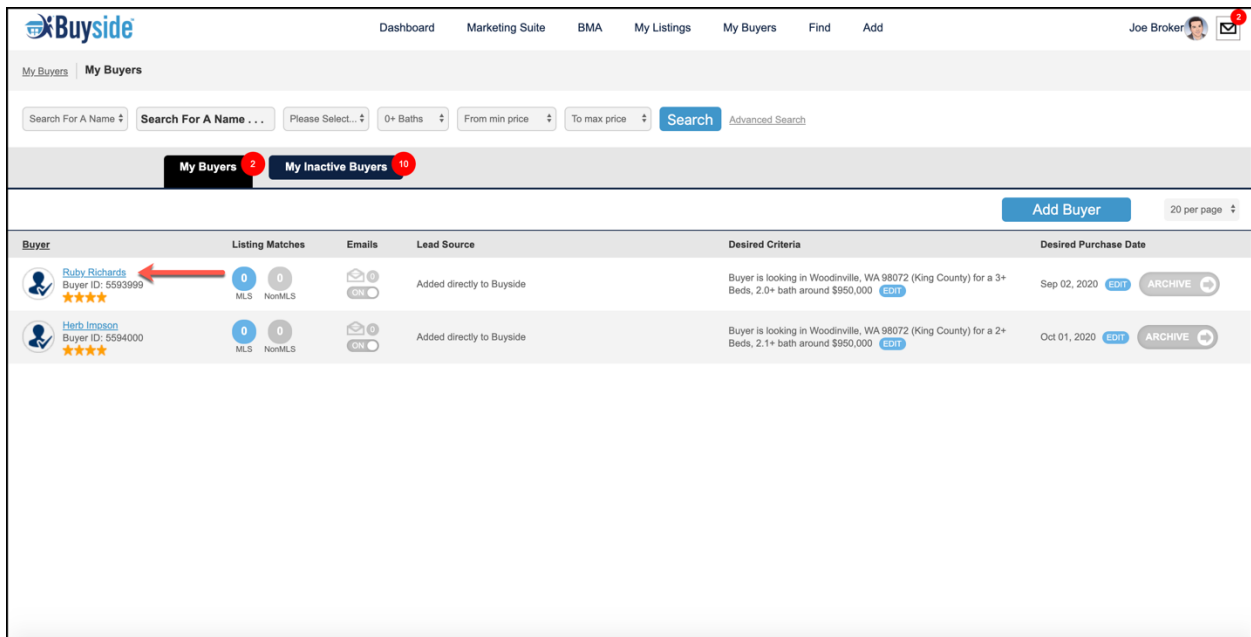


# How do I share my Buyers' Needs on Facebook?



1. From the Dashboard, click on **"My Buyers"**.



2. Select the name of Buyer that you would like to share.





3. From the Buyer Profile page, click the social network of your choice under the **"Share on Social Media"** section on the top right of the page.

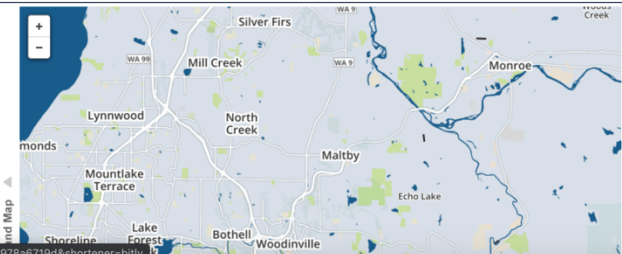
**BuySide** Dashboard Marketing Suite BMA My Listings My Buyers Find Add Joe Broker  

my Buyers Buyer ID: 5593999

<b>Ruby Richards</b>	Target Price <a href="#">Edit</a> <b>\$700,000 - \$950,000</b>	Purchase By (Expiring in) <a href="#">Edit</a> <b>09/02/2020 (28 days)</b>
Buyer ID #5593999 <a href="#">Edit Profile</a>	Pre-Qualification Status <b>Pre-Qualified</b> <a href="#">Edit</a>	Property Types <b>Townhouse/Row/Cluster</b>
Last Activity Status 08/04/2020 Active Buyers <a href="#">Edit</a>	Locations Woodinville, WA 98072 (King County)	Beds / Baths <b>3+ / 2+</b>
DCM 30	Public Comments <a href="#">Add</a> None - add comments to make your buyer more attractive	
Profile Views 0		
Buyer Strength ★★★★		





Matching Listings  Messages 


List Map 20 per page





www.addthis.com/bookmark.php?v=300&pubid=ra-555dd16978a6719d&shortener=bitly


Share on Social Media [Public Profile](#)


   


 Facebook


 Twitter


 Print


 Email

 Pinterest

 Gmail

 LinkedIn

 More... (181)

 Add This

4. A pop-up window containing your Facebook information will appear and after you add any additional notes, click **“Post to Facebook”** and you are set!